

FY20 Proposed Budget


Budget Public Hearing
May 15th, 2019



Metro[®]

FY20 Budget Process and Schedule

Month	Topic	Outreach Actions
March	<ul style="list-style-type: none"> Budget Kick-Off Sales Tax Forecast, Cost Inflation Estimate New Infrastructure Planning and Construction 	<ul style="list-style-type: none"> Stakeholder Outreach Plan Online Interactive Budget Tool
April	<ul style="list-style-type: none"> State of Good Repair (SGR) Subsidy to Regional Partners Debt Service Expense 	<ul style="list-style-type: none"> Telephone Town Hall Outreach to Committees / Subcommittees and Service Councils
May	<ul style="list-style-type: none"> FY20 Budget Adoption (Planned) <ul style="list-style-type: none"> Consolidated Agency-wide Expenses and FTEs Budget Proposal to deliver Metro programs Final Board Adoption on May 23, 2019 	<ul style="list-style-type: none"> Public Hearing on May 15, 2019 Summary of Public Comment and Stakeholder Review
June	<ul style="list-style-type: none"> Prep Funds Availability for Metro Programs & Regional Allocations 	<ul style="list-style-type: none"> Production of Adopted Budget document



Budget Highlights

Transportation Infrastructure Development Milestones

- The Metro Crenshaw/LAX Line will be completed in FY20
- The New Blue Line will be opening in FY20

Electric Bus Integration and Zero Emission

- Delivery of 40 sixty-foot Electric/Zero Emission Buses (ZEB). Testing will commence on the Orange Line, with placement of electric charging equipment and infrastructure.
- Delivery of 207 forty-foot buses and 65 sixty-foot near zero emission CNG buses

NextGen Bus Study

- Starting in FY20, the NextGen will provide an actionable blue print for action and for public input

Light Rail Vehicle (LRV) Procurement

- Completed in FY20, with the delivery of the remaining 95 LRV cars from the already 140 delivered for a total of 235 LRVs

Highway Projects

- I-5 North: Magnolia to SR-134 project (Segment 4) in the cities of Burbank and Glendale is 2.8 miles long and includes all pertinent components for construction to improve local traffic congestion

Planning Studies

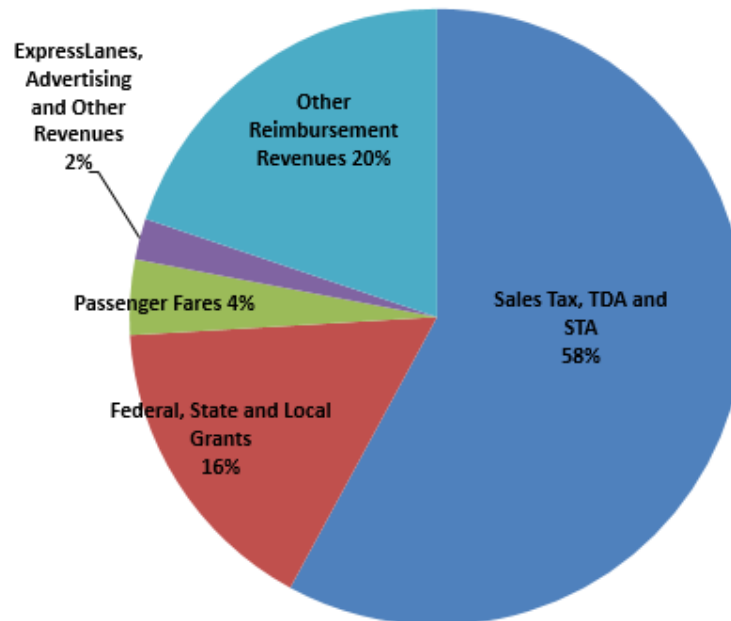
- Planning Studies for projects such as East San Fernando Valley Transit Corridors and West Santa Ana Corridors will take place

Resources Summary

Resources (\$ in millions)		FY19 Budget	FY20 Proposed	\$ Change	% Change
1	Sales Tax, TDA and STA	\$ 3,980.2	\$ 4,174.4	\$ 194.2	4.9%
2	Federal, State and Local Grants	967.9	1,163.0	195.2	20.2%
3	Passenger Fares	302.6	284.5	(18.1)	-6.0%
4	ExpressLanes, Advertising and Other Revenues	157.0	155.2	(1.8)	-1.1%
5	Other Reimbursement Revenues ⁽¹⁾	1,212.6	1,429.8	217.2	17.9%
Total Resources		\$ 6,620.2	\$ 7,206.9	586.7	8.9%

⁽¹⁾ Includes Bond Proceeds, Transportation Infrastructure Finance and Innovation Act (TIFIA) loan drawdown and prior year commitment

Resources % of FY20 Budget

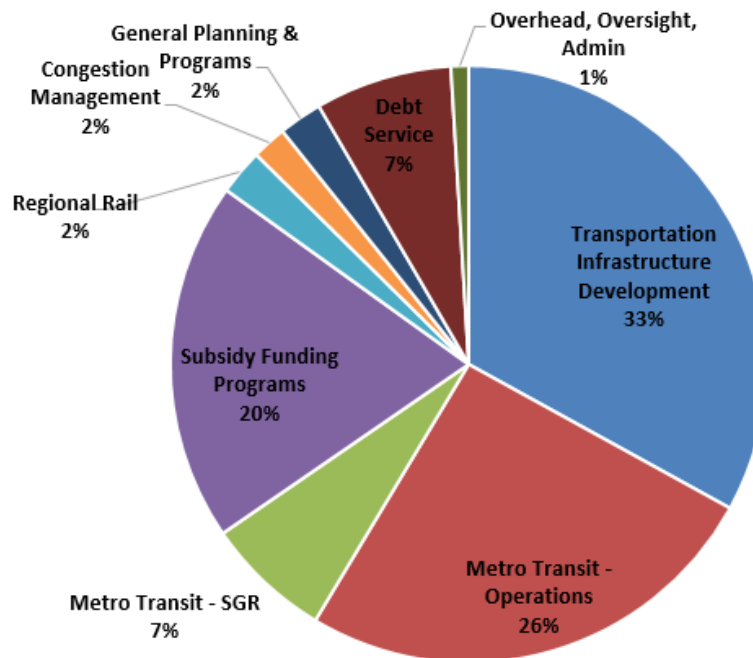


Total FY20 Resources = \$7,206.9 Million

Expense Summary

Expenditures by Program Type (\$ in Millions)		FY19 Budget	FY20 Proposed	FY19 - FY20 \$ Change	FY19 - FY20 % Change
1	Transportation Infrastructure Development	\$ 2,003.3	\$ 2,378.4	\$ 375.1	18.7%
2	Metro Transit - Operations, Maintenance and Regional Operating Services	1,773.9	1,844.4	70.5	4.0%
3	Metro Transit - SGR & Other Asset Improvements	534.2	492.0	(42.2)	-7.9%
4	Subsidy Funding Programs	1,330.6	1,404.7	74.1	5.6%
5	Regional Rail	179.3	178.2	(1.1)	-0.6%
6	Congestion Management	128.3	135.8	7.5	5.8%
7	General Planning & Programs	181.9	169.9	(12.1)	-6.6%
8	Debt Service	417.1	534.7	117.6	28.2%
9	Oversight & Administration	71.5	68.8	(2.7)	-3.8%
10	Total Budget	\$ 6,620.2	\$ 7,206.9	\$ 586.7	8.9%

Expenditures % of FY20 Budget



FY20 Proposed Budget FTEs

	FY19 Budget	FY20 Proposed	Change
1 Non-Represented FTEs Total	1,692	1,737	45
2 Represented FTEs Total	8,548	8,482	(66)
3 <i>Customer Care and Property Maintenance</i>		13	
4 <i>Adjustment for Service Level and SGR</i>		(79)	
5 Total FTEs	10,240	10,219	(21)

- Non-Represented FTEs: Keep transit system in state of good repair while continuing Measure M and Measure R projects, building support and oversight. Additional FTEs are planned for new initiatives and studies such as electrification of Bus Fleet, Congestion Pricing, TNC, and Micro Transit.
- Represented FTEs decrease of 66 is due to:
 - Increase of 13 FTEs is for the new customer care centers at The Bloc and Willowbrook/Rosa Parks and for property maintenance at East Portal
 - Decrease of 79 FTEs related to service level proposed and SGR Project Phase through attrition and reduction of vacancies.
- With the Proposed Budget increasing by \$587 million and the planned FTEs at 10,219 for FY20, the resulting budget dollar per capita as a productivity indicator is going up.

FY20 Proposed Budget Bus Service Level Profile

	FY19 Scheduled	FY20 Proposed	FY20 Amended
Bus Service Level	7,014,606	7,019,376	7,094,376

- As part of the normal review process after release of the Proposed Budget Book for public comment, Metro CEO Phil Washington added bus service hours from 7,019,376 to 7,094,376
 - Service would be added to the busy 910 Silver Line and the popular 460 Bus between downtown L.A. and Anaheim
 - The budget gives Metro the flexibility to add bus service for special events (Dodgers games, USC football, etc.) and for bus shuttles during the ongoing work to modernize the Blue Line
 - The changes include bus service hours for the extra day in 2020 (Feb. 29), which is a Leap Year

FY20 Proposed Budget Rail Service Level Profile

Rail			Rail Rider Benefits
Row	Service Type	RSH	
1	FY19 Scheduling Base	1,203,231	Consistent with Board adopted Transit Service Policy (TSP) standards
2	Adjustments		
3	Pre-Revenue Testing, Special Events, Leap Year, New Blue Adjustments	30,671	Increased on-time performance with consistent arrival times
4	Off-Peak Vehicle Deployments	(43,458)	Improved headway alignment with schedules
5	Weekday Headway Changes	(36,506)	
6	Weekend Headway Changes	(18,985)	Reduce overcrowding - with running 3 car trains consistently
7	FY20 Proposed Budget	1,134,953	
8	Change	(68,278)	Improved ability to perform maintenance work on the tracks (single tracking)
9	Change %	-5.7%	

- **Off-Peak Vehicle Deployments**

- All light rail lines will be scheduled for 2-car trains during midday which better matches demand, but frequencies do not change

- **Weekday Headway Changes**

- Green Line - no changes
- Blue Line – from 6 minutes to 8 minutes – All 3-Car Consist
- Expo Line - from 6 minutes to 8 minutes – All 3-Car Consist
- Gold Line - from 7 minutes to 8 minutes – All 3-Car Consist

- **Weekend Headway Changes**

- For early morning weekend service, the 12 minute frequency will begin at 10am (instead of 8am) to better reflect ridership demand and to allow for more reliable single tracking maintenance windows for SGR during time periods we impact the fewest amount of passengers

FY20 Proposed Budget Outreach Results



4,977
TELEPHONE
TOWN HALL
LISTENERS



798
ALL COMMENTS



1,678
INTERACTIVE
BUDGET TOOL
RESPONDENTS



10
MEETINGS: SERVICE
COUNCILS &
STAKEHOLDERS

Comment Topics	Incorporated into Metro Programs
Electric Buses	Metro plans to convert entire bus fleet to Zero Emission electric vehicles by 2030.
Service Expansion	Metro is increasing service for key light and heavy rail project initiatives such as Westside Subway Extension Section 1, 2, and 3, Crenshaw/LAX, and the Regional Connector, as well as many other expansion projects.
More Local Transit	The NextGen study will provide an action plan, available for public comment in FY20.
Active Transportation	Guidelines on First/Last Mile planning and delivery integration within Metro transit projects will be presented for Board consideration in early FY20.
Congestion Reduction	A Congestion Pricing feasibility study will commence in FY20 with the goal of greatly reducing congestion, improving mobility and air quality, maintaining equity, and providing a sustainable LA County transit system.
Safety / Security	Metro has a homeless action plan for Metro security and to perform outreach on bus, rail and at Union Station to help connect the homeless with available resources and housing solutions.